


How to Delete a Redirect Link App from Canvas


1. Log into Canvas, and open one of your courses.
2. Scroll down the page till you get to the bottom of the left Navigation menu, and click “Settings.”



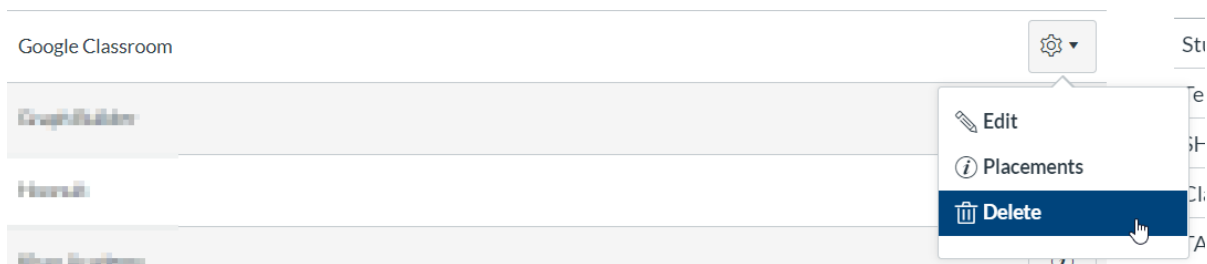
3. At the top of the settings page, you'll see tabs for different options. Click on the “Apps” tab.



4. Click the View App Configurations button on the right.



5. This will open a list of items. The app you created was called Google Classroom. Scroll down the page till you find Google Classroom in the list. **Check to be sure it is Google Classroom, and not another Google tool.** Click on the gear on the far right hand side, and then click “Delete.”



6. Be sure it is asking if you want to delete the Google Classroom app, and then click “Delete” on the pop-up Window.

